


# Spring/Summer 2020 Trends



**PEBA**<sup>SM</sup>  
SC Retirement Systems  
and State Health Plan

# Per-capita costs rise 3.53 percent in 2019

## State Health Plan spends \$5,300 per member for medical and drug costs

The State Health Plan paid an average of \$5,313.24 per member in 2019, up 3.53 percent from \$5,131.93 in 2018. It was the second consecutive year that the percentage growth was less than 5 percent. Enrollment in the plan increased 2.41 percent, from 471,532 in 2018 to 482,917 in 2019.

The State Health Plan paid

an average of \$2,971.95 per member in medical claims in 2019, up 1.10 percent from \$2,939.59 in 2018. The per-capita medical spending has increased an average of 2.97 percent the past five years.

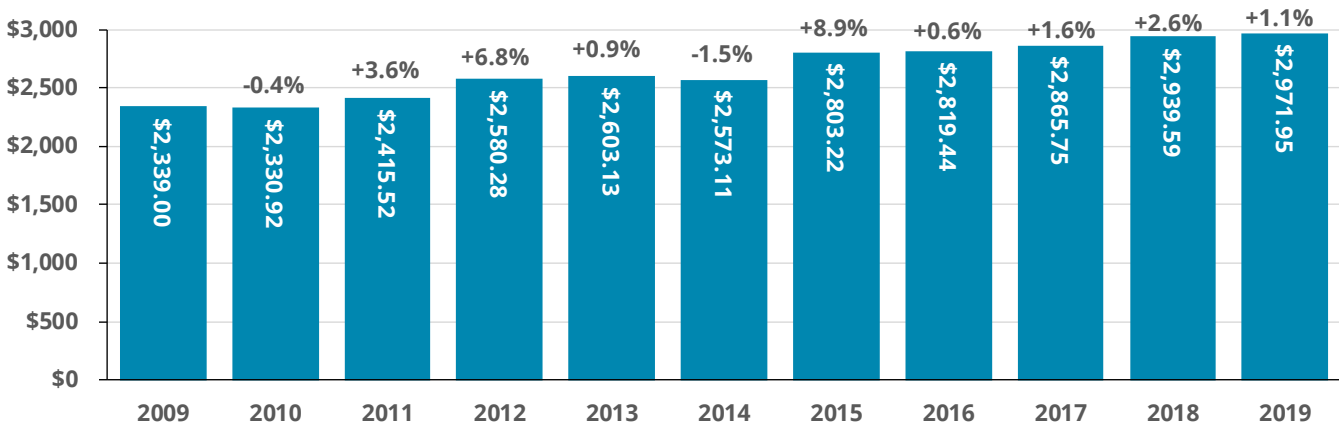
The plan's per-member prescription drug costs rose from \$2,192.34 in 2018 to \$2,341.29 in 2019, an increase of 6.79 percent. The per-capita

prescription drug spending has increased an average of 10.46 percent the past five years.

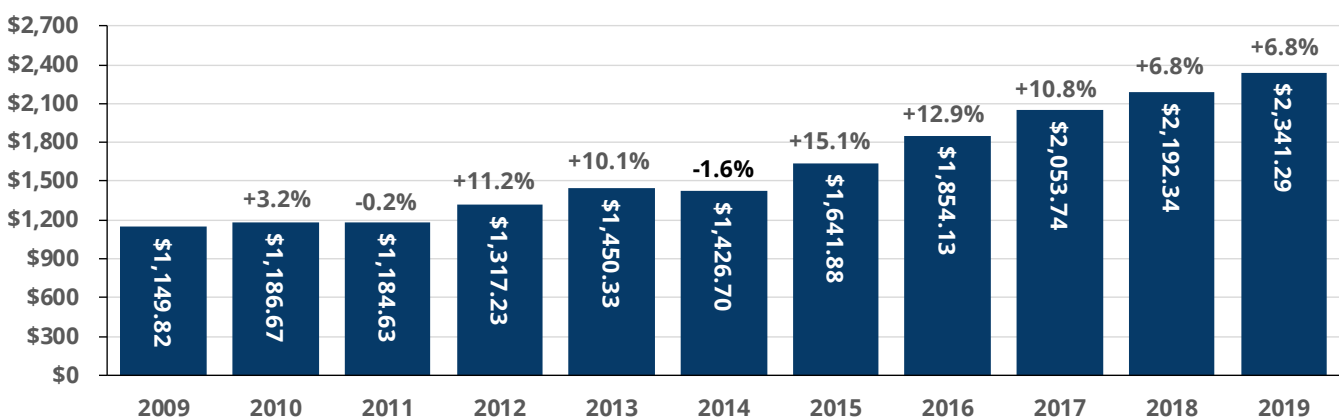
More than 62 percent of the plan's medical spending went toward subscribers' health care in 2019, while spouses accounted for 23.19 percent and children accounted for 14.28 percent. In 2019, the plan spent an average

Continued on page 4

### Annual medical payment per member



### Annual prescription drug payment per member



# Prescription drug costs grow 9.37 percent

## Top 10 prescription drugs in 2019

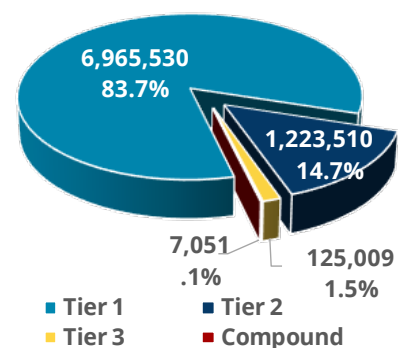
Drug	Therapeutic class	Plan cost (in millions)
<b>Tier 1</b>		
Tadalafil	Impotence agents	\$6.57
Rosuvastatin Calcium	Statins	\$4.83
Metformin ER Gastric	Non-sulfonylureas	\$4.45
Atorvastatin Calcium	Statins	\$3.90
Imatinib Mesylate	BCR-ABL tyrosine kinase inhibitors	\$3.74
Esomeprazole Magnesium	Proton pump inhibitors	\$3.65
Testosterone	Androgens and anabolic steroids	\$3.13
Mesalamine	5-aminosalicylates	\$3.01
Abiraterone Acetate	Miscellaneous antineoplastics	\$3.00
Estradiol	Estrogens	\$2.85
<b>Tier 2</b>		
Humira	Antirheumatics, TNF alfa inhibitors	\$72.84
Trulicity	Incretin mimetics	\$30.11
Humalog	Insulin	\$29.47
Eliquis	Factor Xa inhibitors	\$25.02
Enbrel	Antirheumatics, TNF alfa inhibitors	\$23.76
Revlimid	Antineoplastics, other immunosuppressants	\$21.77
Stelara	Interleukin inhibitors	\$20.39
Januvia	Dipeptidyl peptidase 4 inhibitors	\$17.79
Lantus Solostar	Insulin	\$13.47
Otezla	Antirheumatics	\$12.12
<b>Tier 3</b>		
Concerta	CNS stimulants	\$6.80
Adderall XR	CNS stimulants	\$6.59
Advair Diskus	Bronchodilator combinations	\$4.12
Cialis	Impotence agents	\$2.25
Copaxone	Other immunostimulants	\$2.15
Welchol	Bile acid sequestrants	\$1.84
Compounds	Miscellaneous	\$0.98
Canasa	5-aminosalicylates	\$0.70
Uceris	Glucocorticoids	\$0.68
Gleevec	BCR-ABL tyrosine kinase inhibitors	\$0.68

The State Health Plan's spending on prescription drugs prior to rebates and subsidies grew from \$1.03 billion in 2018 to \$1.13 billion in 2019, an increase of 9.37 percent. The plan's increase in per-capita prescription drug costs in 2019 was 6.79 percent.

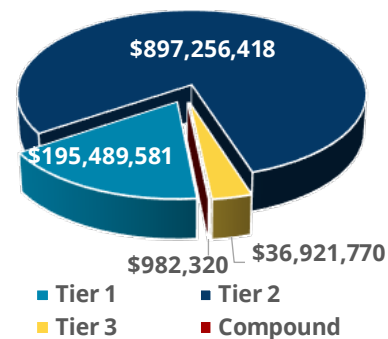
When available, plan members chose a generic, or Tier 1, prescription drug 98.60 percent of the time in 2019. Nearly seven million generic drugs were filled in 2019.

The plan spent the most money, \$897.26 million, on Tier 2 drugs in 2019.

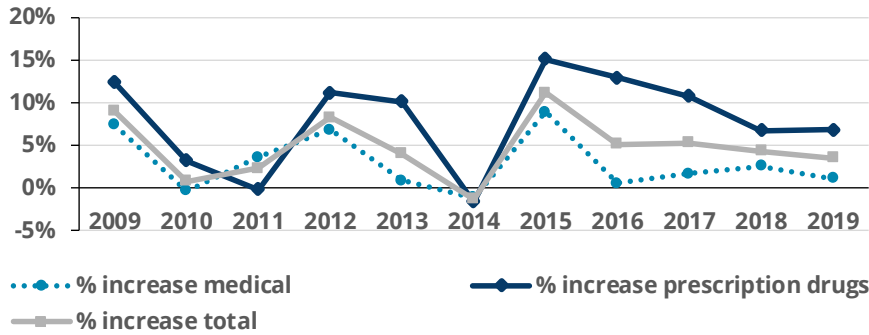
## Fills by prescription tier



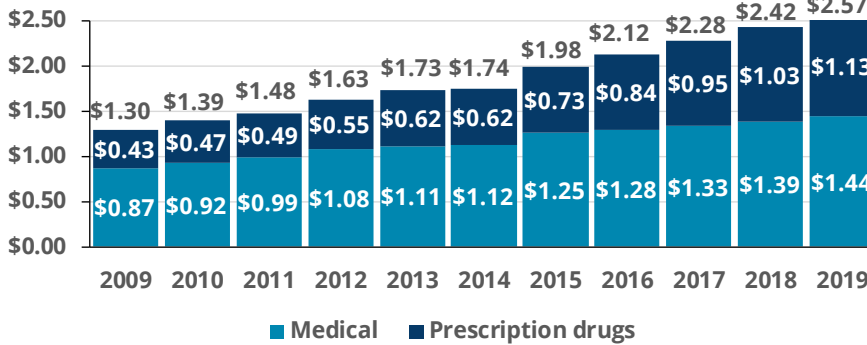
## Cost by prescription tier



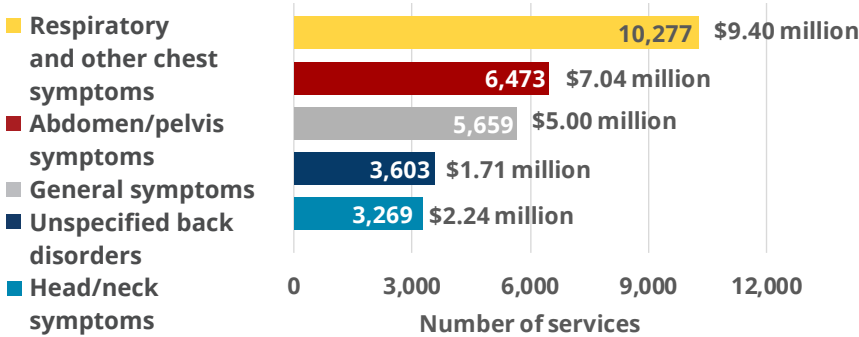
## Percentage growth of plan spending per member



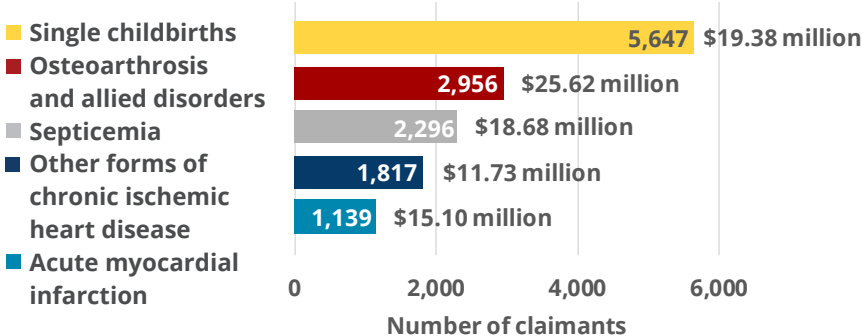
## State Health Plan spending (in billions of dollars)



## Top five emergency room costs paid by the plan



## Top five inpatient costs paid by the plan



Continued from page 2

of \$3,270.03 per subscriber, \$4,153.22 per spouse and \$1,597.17 per child.

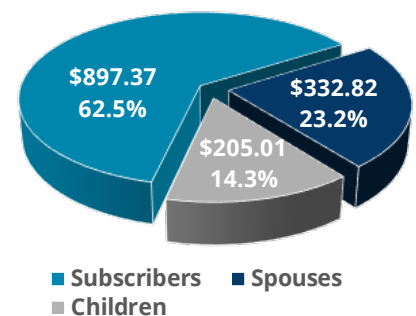
Medical costs accounted for 55.93 percent of total plan costs in 2019, down from 57.28 percent in 2018.

The top reason members went to the emergency room in 2019 was respiratory and other chest symptoms. More than 10,200 visits fell into this category at a plan cost of \$9.40 million on these visits. The top five reasons for emergency room visits cost the plan \$25.38 million. The total the plan spent on all emergency room services was \$107.42 million in 2019.

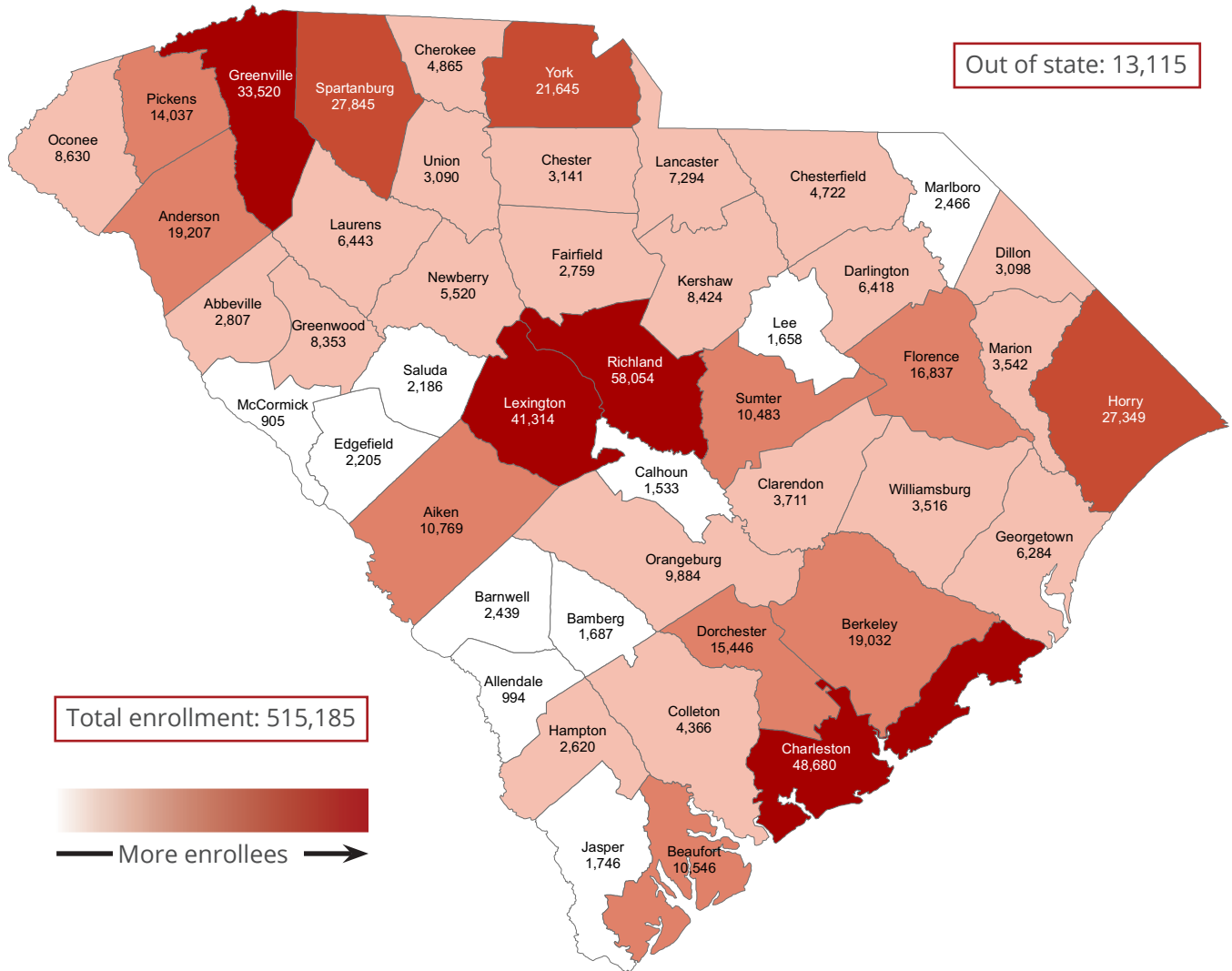
Single childbirths accounted for 5,647 hospital inpatient claimants in 2019, costing the plan \$19.38 million. The top five reasons for members seeking inpatient services cost the plan \$90.51 million. The plan spent \$453.50 million overall on inpatient services in 2019.

## Cost by member type

(in millions of dollars)



# State Health Plan insured lives — June 2020



## Tell us what you think

Let us know how we're doing, and what you think about this publication. Take a few minutes to complete a short survey.



[www.surveymonkey.com/r/publicationsfeedback](http://www.surveymonkey.com/r/publicationsfeedback)



# PEBA<sup>SM</sup>

SC Retirement Systems  
and State Health Plan

**South Carolina Public Employee Benefit Authority**

*Serving those who serve South Carolina*

202 Arbor Lake Drive  
Columbia, SC 29223

803.737.6800 | 888.260.9430

[www.peba.sc.gov](http://www.peba.sc.gov)

