

# WINTER 2019 trends

## Participation in preventive screenings rises 2.1 percent in 2018

### Four-year average for screenings tops 41,600

The number of State Health Plan members who received a preventive biometric screening in 2018 rose to 41,603 from 40,741 in 2017, a 2.1 percent increase.

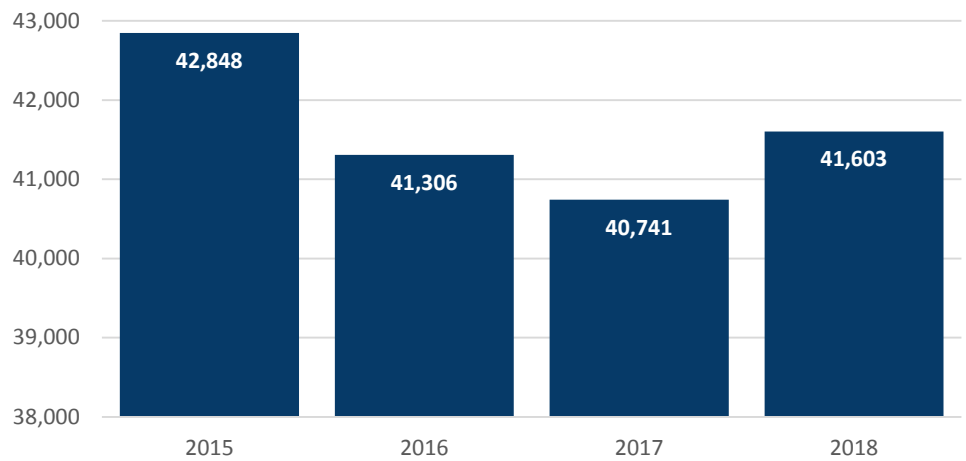
Since the benefit began being offered at no member cost in 2015, an average of 41,624 members a year have been screened.

The number of worksite screening dates grew from 1,022 in 2017 to 1,045 in 2018.

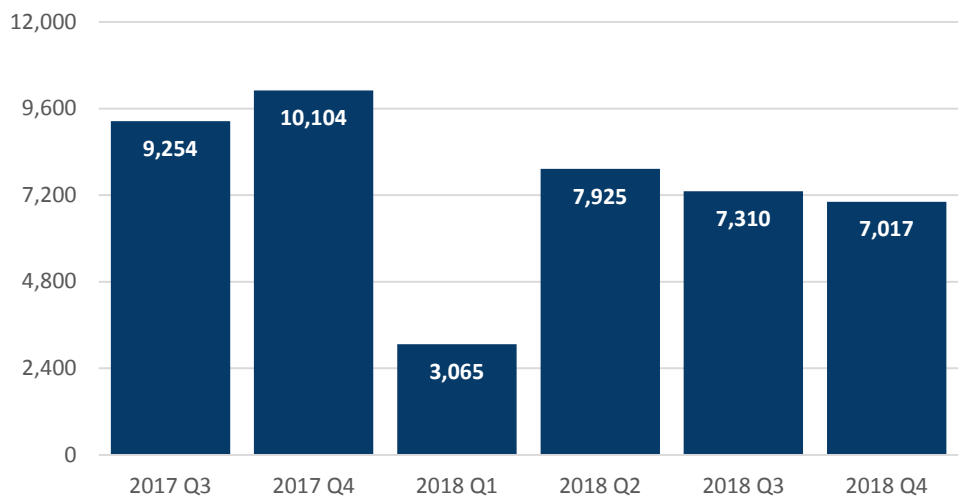
Here's a look at utilization of some of the other wellness benefits offered to State Health Plan members in 2019:

- No-Pay Copay:** The number of members enrolled in the No-Pay Copay program grew from 3,065 in the first quarter of 2018 to

Preventive screenings | 2015-2018



No-Pay Copay | 2017-2018



Continued on Page 3

# State Health Plan membership snapshot

Enrollment in the plan has grown an average of 1.8 percent annually since 2014

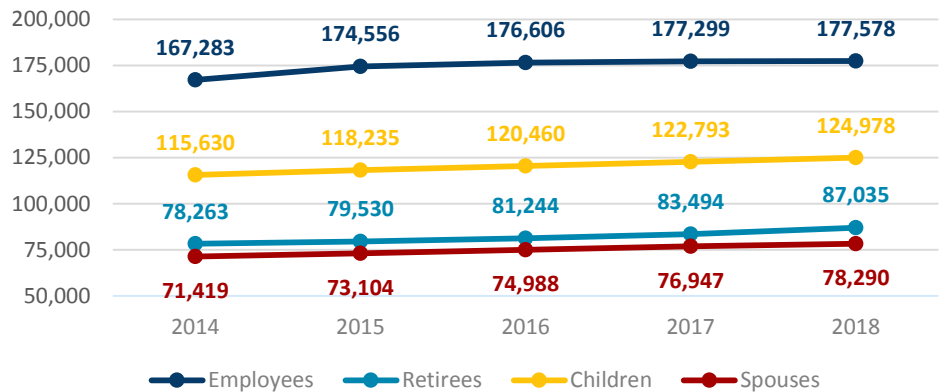
Enrollment in the State Health Plan increased 1.6 percent to 467,881 members in 2018 from 460,533 members in 2017.

The number of employees enrolled in the plan increased 0.2 percent from 177,299 in 2017 to 177,578 in 2018. The number of retirees enrolled grew 4.2 percent from 83,494 in 2017 to 87,035 in 2018. The number of children enrolled in the State Health Plan rose from 122,793 in 2017 to 124,978 in 2018, an increase of 1.8 percent. The number of spouses grew 1.7 percent, from 76,947 in 2017 to 78,290 in 2018.

Since 2014, enrollment in the State Health Plan has grown an average of 1.8 percent annually.

The majority of subscribers, 154,801 or 57.7 percent, are enrolled

## Enrollment by member type | 2014 - 2018



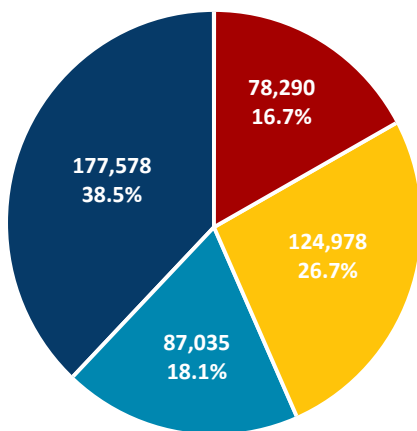
in subscriber-only coverage. Subscriber/spouse coverage was second in enrollment with 44,393 (16.5 percent). Subscriber/child coverage was third with 35,173 (13.1 percent), and 33,897 members (12.6 percent) had full family coverage.

Of the 177,578 total active employees enrolled in the State Health Plan last year, 85,262 worked for school districts (48.0 percent),

21,477 worked for higher education (12.1 percent), 34,872 worked for state agencies (19.6 percent) and 33,156 worked for local subdivisions (18.7 percent). Another 2,811 worked for other employers (1.6 percent).

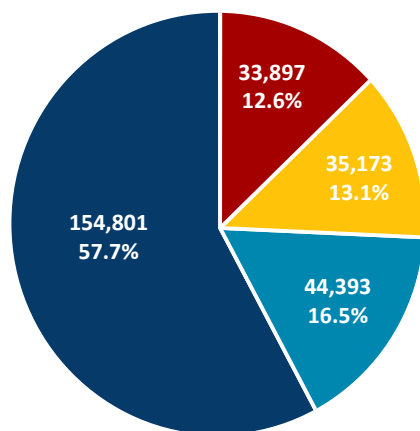
The average age of active employees was 45 years old in 2018. The majority of active employees, 65.7 percent, were female.

### Total membership



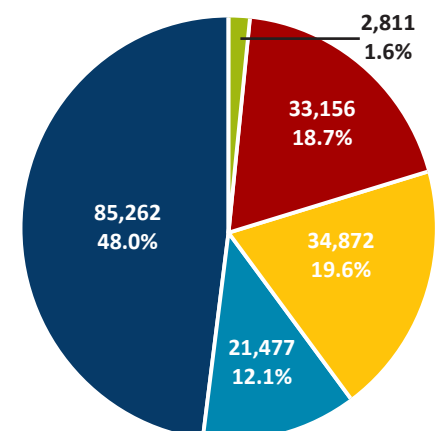
Employees ■ Retirees ■  
Children ■ Spouses ■

### Coverage tiers



Subscriber only ■ Subscriber/spouse ■  
Subscriber/children ■ Full family ■

### Employer type



School districts ■ Higher education ■  
State agencies ■ Local subdivisions ■  
Other ■

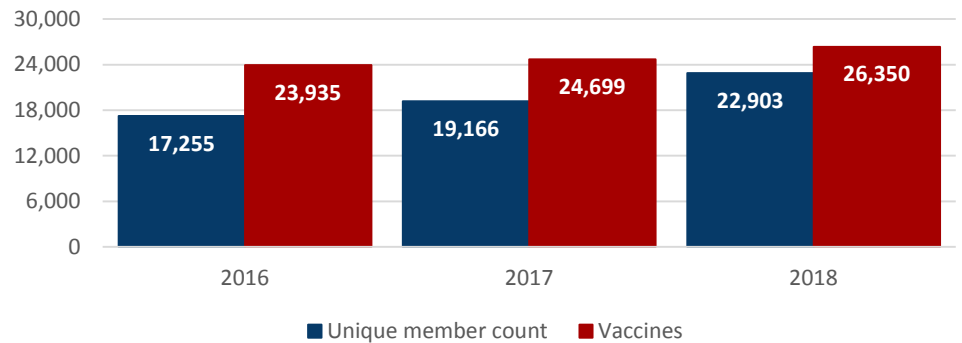
## Wellness benefits

Continued from Page 1

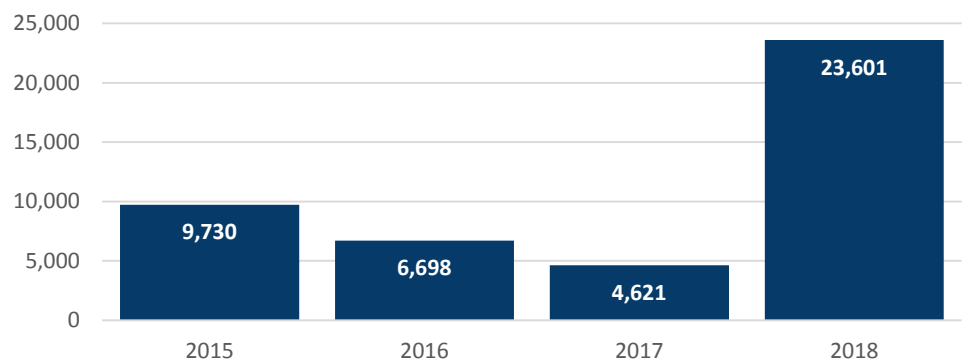
7,017 in the fourth quarter of the year. The drop from 2017 coincides with moving the qualifying process to the Rally digital health platform.

- Adult vaccinations:** The State Health Plan paid benefits for 26,350 vaccines in 2018, up 6.7 percent from 24,699 in 2017. The number of vaccinations will vary annually based on their dosage schedule.
- Shingles vaccinations:** The number of members who got a shingles vaccine more than quadrupled, from 4,621 in 2017 to 23,587 in 2018. A new vaccine, Shingrix, became available in December 2017 and fueled much of the increase.
- Flu vaccinations:** The Plan paid for 116,082 flu shots during the 2017-2018 flu season, which spanned July 2017 through June 2018.
- Blue CareOnDemand<sup>SM</sup>:** State Health Plan members made 5,030 visits using the Blue CareOnDemand<sup>SM</sup> telehealth service in 2018, an increase of 27.6 percent from 2017.
- Tobacco cessation:** In 2018, 2,427 members took advantage of the Quit for Life<sup>®</sup> tobacco cessation or tobacco cessation products, up 8.54 percent from 2,236 in 2017.
- Diabetes education:** The plan covered 366 diabetes education services in 2018, down from 555 in 2017.

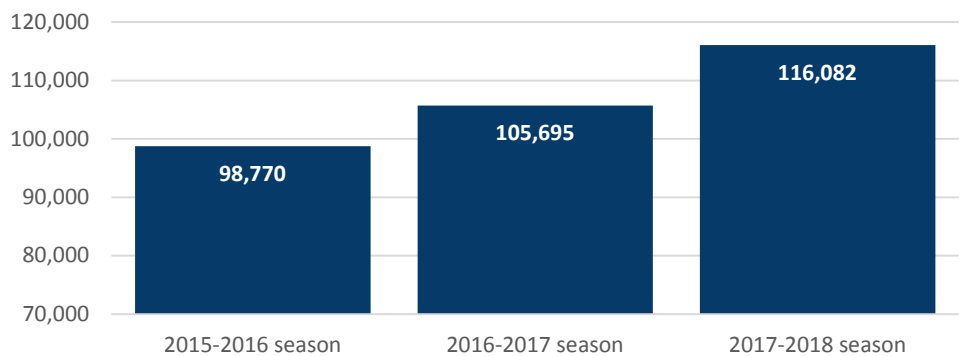
## Adult vaccines (excluding shingles, flu) | 2016-2018



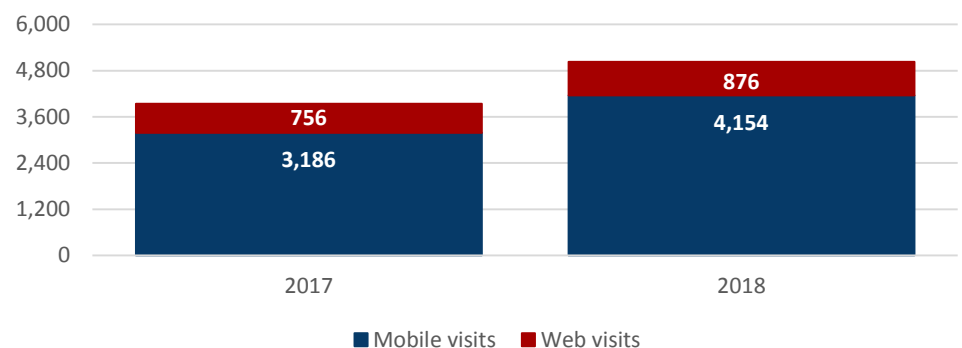
## Shingles vaccines | 2017-2018



## Flu vaccines | July 2017-June 2018



## Blue CareOnDemand<sup>SM</sup> utilization | 2017-2018



202 Arbor Lake Drive  
Columbia, SC 29223

## Children enrolled in health coverage as of December 2018

