

# SUMMER 2019

# trends

## Plan covers more than 4,000 births for second year in a row

### C-sections account for 36 percent of deliveries

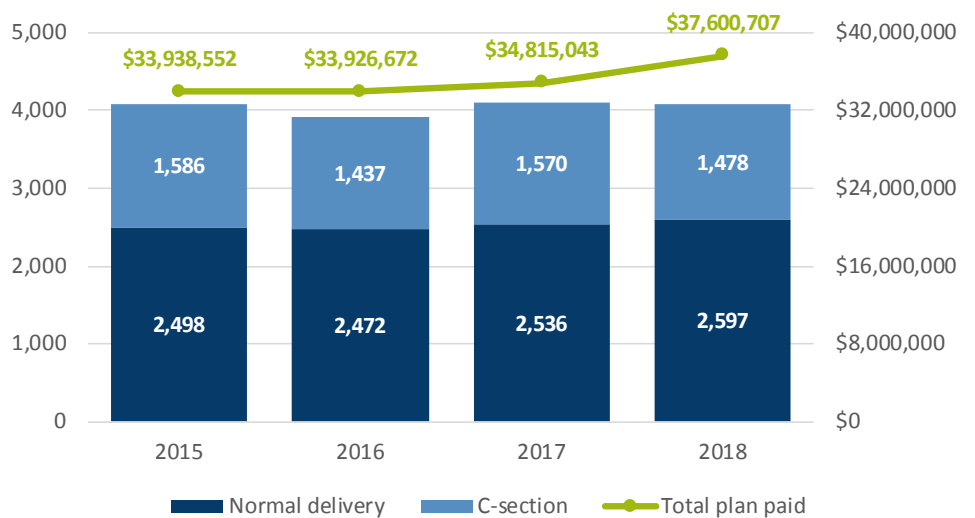
The State Health Plan paid claims on 4,075 births in 2018, a 0.8 percent decrease from the 4,106 it covered in 2017. The 2018 claims totaled \$37.60 million.

There were 1,478 cesarean section births in 2018, which cost \$15.58 million. The rate for C-sections dropped slightly from 38.2 percent in 2017 to 36.3 percent in 2018.

Under the State Health Plan, maternity benefits are provided to subscribers and their covered spouses. Maternity benefits include necessary prenatal and postpartum care, including childbirth, miscarriage and complications related to pregnancy.

Women are encouraged to enroll in the Coming Attractions maternity management program when they become pregnant. Since 2017, the plan has covered specific models of breast

### Births | 2015-2018



pumps at no cost to female subscribers and female spouses of subscribers. The plan paid \$225,742 for 1,997 breast pumps under this benefit in 2018. Lactation counseling is also a covered benefit, and BlueCross BlueShield of South Carolina offers lactation support at no member cost through its Blue CareOnDemand telehealth service.

PEBA is a participating partner in the Birth Outcomes Initiative, a public health effort that was launched in July

2011 with the goal of reducing the state's high elective C-section birth rate and to reduce Neonatal Intensive Care Unit admissions. Other partners in this initiative include Blue Cross Blue Shield of South Carolina, the S.C. Department of Health and Human Services, the S.C. Hospital Association, the S.C. Department of Health and Environmental Control, the March of Dimes and state physicians and hospitals.

[Continued on Page 2](#)

# Enrollment grows at steady pace for dental, vision plans

The number of subscribers enrolled in the State Dental Plan grew from 286,458 in 2017 to 291,740 in 2018, an increase of 1.8 percent. During the past five years, the number of subscribers enrolled in the State Dental Plan has increased an average of 1.7 percent annually.

Among the 192,430 active employees enrolled in the State Dental Plan in 2018, school districts had the most enrollees at 88,504. State agencies had 62,692 enrollees, optional employers had 34,049, and all other groups had 7,185.

The number of covered lives under the State Dental Plan grew from 486,238 in 2017 to 498,258 in 2018, an increase of 2.5 percent.

Enrollment in Dental Plus grew at a more robust pace than the State Dental Plan. Dental Plus enrollment increased 10.2 percent from 146,171 in 2017 to 161,018 in 2018. It was the third time in the past five years that enrollment increased by more than 10 percent. The five-year average growth of Dental Plus subscribers is 7.7 percent, and 55.9 percent of subscribers who were enrolled in the State Dental Plan also enrolled in Dental Plus in 2018.

There was a 10.9 percent increase in covered lives under Dental Plus, from 260,317 in 2017 to 288,304 in

[Continued on Page 3](#)

## Maternity Management Continued from Page 1

The State Health Plan offers two services as part of the Birth Outcomes Initiative: Centering Pregnancy and SBIRT, which stands for Screening, Brief Intervention and Referral to Treatment.

Centering Pregnancy is a nationally recognized model of group prenatal care supported by the Centering Healthcare Institute. Patients are organized into groups of eight to 12 women who have due dates in the same month. Groups meet for 10 two-hour sessions that include a physical assessment, childbirth

education and time for socializing. The plan paid \$18,253 for 368 Centering Pregnancy visits from 2015 to 2018.

In the SBIRT program, screening assesses the severity of substance abuse and identifies the appropriate level of treatment. Brief intervention focuses on increasing insight and awareness regarding substance abuse and motivation toward behavioral change. Referral to treatment provides those identified as needing more extensive treatment with access to specialty care. The plan paid \$2,548 for 100 visits related to SBIRT from 2015 to 2018.

### Centering Pregnancy | 2015-2018



### SBIRT | 2015-2018



# Number of Well Child office visits rises by 9 percent in 2018

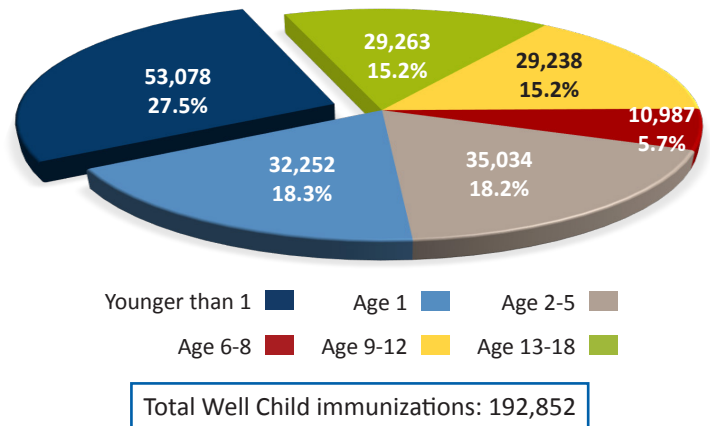
## Children account for 13.9 percent of year's total claims payments

The State Health Plan provided 97,842 Well Child Care office visits and immunizations during 2018, an increase of 8.6 percent from the 90,113 provided in 2017. The plan paid \$16.6 million in 2017, 6.7 percent more than the \$15.6 million it paid in 2016.

In 2018, 192,852 immunizations were covered through the benefit. Children younger than 1 received 53,078 immunizations, which was 27.5 percent of the total immunizations in 2018. Children age 1 received 32,252 immunizations, or 18.3 percent of the 2018 total. Immunizations for children ages 2-5 totaled 35,034, or 18.2 percent. Children ages 6-8 received 10,987 immunizations (5.7 percent) while children ages 9-12 received 29,238 immunizations (15.2 percent). Children ages 13-18 received 29,263 immunizations, or 15.2 percent.

The Plan pays 100 percent of the allowed amount for approved routine exams, Centers for Disease Control-recommended immunizations, American Academy of Pediatrics-recommended services specific to certain ages, and lab tests when an in-network doctor provides these checkups.

## 2018 SHP Well Child Care immunizations by age



During 2018, the State Health Plan insured an average of 124,978 children. These children made up 26.5 percent of the total insured lives. Claims payments made on behalf of these members totaled \$187.56 million (13.9 percent of total claims payments) at an average of \$1,500.76 per child.

Under the State Health Plan, children are eligible for benefits until age 26. Coverage may extend past age 26 for children who are deemed medically incapacitated before age 26.

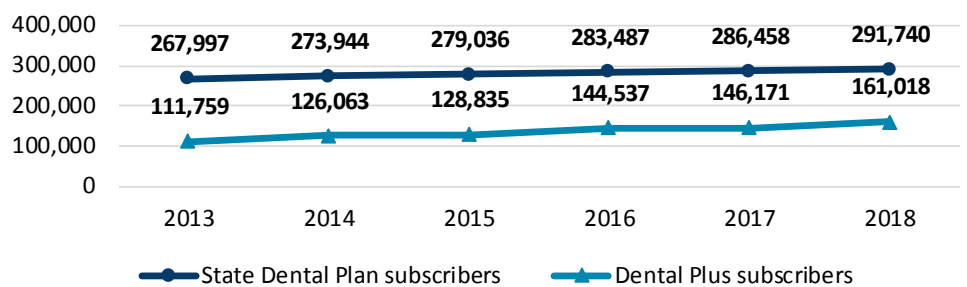
## Dental, vision enrollment Continued from Page 2

2018. The five-year average growth of covered lives under Dental Plus is 8.0 percent.

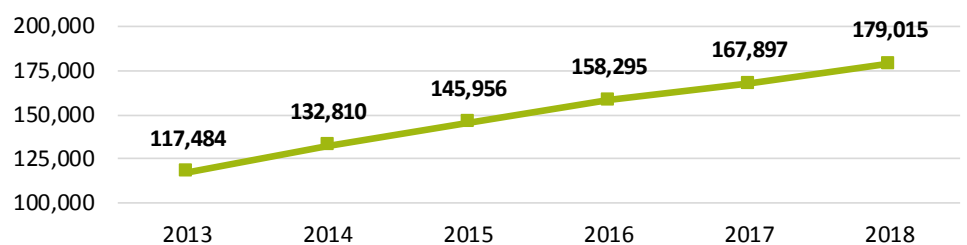
The number of subscribers enrolled in the State Vision Plan grew 6.6 percent, from 167,897 in 2017 to 179,015 in 2018. Since 2014, enrollment in the State Vision Plan has grown 8.8 percent annually.

The number of covered lives under the State Vision Plan grew from 286,454 in 2017 to 306,691 in 2018, an increase of 7.1 percent.

## State Dental Plan, Dental Plus enrollment | 2013-2018



## State Vision Plan enrollment | 2013-2018



202 Arbor Lake Drive  
Columbia, SC 29223

## State Health Plan covered births by county of residence in 2018

